



Hello from Kindercare!!!

With the weather changing, we are embracing every aspect of it! We have spent much time outside this month enjoying fall and all its wonders.



We also brought fall into the classroom in the form of real leaves that we collected while playing outside and going on a short nature walk. We also painted gourds and pumpkins among many other fall activities. So many opportunities to learn about the season through play!


We have spent a great deal outside playing on the play structures, playing in and with the leaves, and enjoying the first snowfall! Meanwhile, inside, we spent the first half of October focused on fall and Thanksgiving, while the second half was spent focused on Halloween and working on some very spooky crafts! During free time both classes have been very busy, drawing, building, and playing games.



Reminder to Parents...

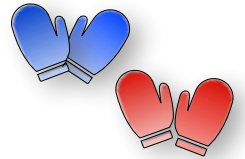
★ Outdoor Play

Please make sure Kindercare children are coming to school dressed appropriately to be spending time outside! We spend a considerable amount of time outside each day, please ensure your child is dressed appropriately for this. It will be getting colder over the month, please ensure kids have boots, ski-pants, mitts, etc.



★ Second Pair of Mitts

A recommendation to have a second set of mitts, as they tend to get wet in the morning when we go outside, then are not very helpful for the afternoon.



★ Child's Belongings

Also please ensure all your child's belongings have your child's name on it as they are easy to misplace and tough to relocate without a label!



★ Thank You!

A thank you to parents for keeping their children home when they have any cold/flu symptoms. We know that it's not always easy to arrange schedules to accommodate, however we appreciate your support in helping to keep everyone safe.

★ Dates to Remember

A friendly reminder of a couple of days in November where Kindercare is close.



November 11th - Remembrance Day

November 20th - Inservice day



October has been great, and we are all excited for another month with both of these amazing groups of kids!



Love The Kindercare Teachers

November Birthdays...

“Happy Birthday to you...”

Sabrina	Ladybug	November 12
Chloe	Caterpillar	November 15
Copeland	Caterpillar	November 26

Fundraising...

★ Fall Raffle Tickets Update

Thank you everyone for your support with our Fall Calendar Raffle! We have sold over \$7000 worth of tickets so we are expecting a profit of over \$4600!

Remember the draws will be happening each Tuesday (November 10, 19, 24 and December 1) for the days of the week prior. Winners will be notified by phone and an email will be sent out with the winning ticket numbers. Good luck everyone!!!

★ Donations Christmas Hampers

During the upcoming season, we will be asking our Nursery/Kindercare families for a donation for Christmas hampers for families in need. At a time of uncertainty and the unknown, we are hoping to make it a little easier for some families that we can help. In the coming weeks, we will send out more information and details for these hampers.

★ Mabel's Labels (Year Round Fundraiser)

If you are needing labels for your child's winter clothing, extra clothes, lunch kit, etc, please visit the website and choose River East Scholars Nursery (Winnipeg) to support our program.



Message from RESNS Board of Directors...

RESNS Board of Directors want to thank all of you for attending our online Zoom AGM on October 20, 2020.

2020/2021 RESNS Board of Directors

Director	Darcy Davies
Co-Director	Renee Savoie
Kindercare Teacher	Monica Malbasa
Chair	Alisha Van Helvert
Co-Chair	Leslie Dent
Secretary	Christine Froese
Treasurer	Hollie Boychuk
Special Events	Mandy Barkman
Newsletter	Priscilla Hay
Fundraiser	Kristin Delmonte
5th Member	Shelly Wasyluk Jessica Bainard
Member at Large	Cindy Frazer


Cleaning & Volunteer Information...

	November 2-6	November 9-13	November 16-20	November 23-27
Play Dough	Smuk	Garafalo	Bainard	Richard
Play Dough	Abrahams	Fyfe	Mangat	Parker
Play Dough	Esslinger	Contreas	Green	McCrinkle
Play Dough	Diboll	Van Helvert (Nathan)	Hall	Thiessen
Play Dough	Snyder	Fulcher	Boorsma	Thomas
Play Dough	Rouget	Smuk	Penner	Garvey
Toy Sanitizing	Antle	Oliver	Winter	Bahrychuk

Cleaning & Volunteer Information continued...

The recipe for play dough and details of take-home toy sanitizing will be communicated by Miss Darcy and Miss Renee. Please note on occasion we will ask for something else instead of play dough to give the children different sensory experiences.

Sequence of Scissors Skills



1- Cutting Playdoh:

- When cutting Playdoh, children use simple snipping motions, opening and closing their hands. This works on the movement for cutting and improves hand strength.

2- Making Fringe:

- Making fringe is the next developmental step of beginning scissors skills.

3- Snipping:

- Snipping is the next step. Children can snip half-inch strips of construction paper. This addresses the movement a child uses to cut as well as hand strength.

4- Straight Lines:

- Cutting straight lines requires continuous opening and closing of scissors in a rhythm, with one hand cutting and the other hand holding and moving the paper.

5- Zig Zags:

- This is the first step in which a child changes direction while cutting. This builds more advanced scissors control and precision. This calls for good visual monitoring as well.

6- Curves:

- This step continues to work on a child's bilateral (two-handed) skills.

7- Spirals:

- This step allows for more practice with turning a page while cutting. Making spirals requires almost constant planning, sequencing, and hand movement.

8- Circles:

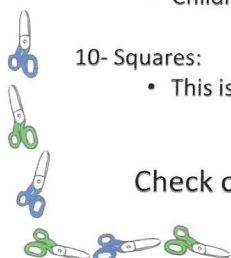
- Children continue to improve hand strength and planning. A child is not expected to cut exactly on the lines of a circle, but within a ½ inch or so of the line.

9- Right Angles:

- Children master turning the page while cutting, readjusting their hands as they go.

10- Squares:

- This is the final step in beginning scissors skills!



Check out my website with information and resources at
www.KidsMasterSkills.com



How to contact us...



Text 204-690-0899

- ▶ If you need to send us a message in regards to your child.



Email

- ▶ Miss Monica at Monica@resns.fastoche.ca
- ▶ Miss Darcy at Darcy@resns.fastoche.ca
- ▶ Miss Renee at Renee@resns.fastoche.ca



Didn't receive the Covid Screening Questionnaire?

- ▶ Text the word "questionnaire" to 204-690-0899



Attendance

- ▶ Please text 204-690-0899 if your child will be absent. Due to Covid we also ask you to give us the reason why your child will not be attending.



Children's Information

- ▶ Please contact Miss Monica for a code to update your child's information on Fastoche. (Codes for Fastoche will expire after 2 weeks.)